

Gorsemoor Primary School



Phonics is...

making connections between the sounds of our spoken words and the letters that are used to write them down.



What is Phonics?



Phonics is the method we use to teach our children to read and to support them with their writing. It helps children to hear and identify the sounds that are in words giving them strategies to then read and write these words independently.

Terminology



Phoneme - the sound.



Grapheme - the sound in written form.



Digraph - two letters that make one sound.



Trigraph - three letters that make one sound.



Blending - blend the sounds together to read.



Segmenting - chopping up the sounds to spell.

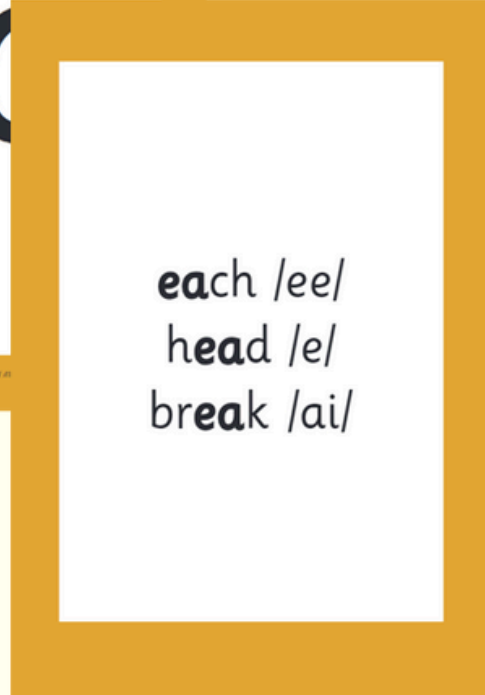



Spelling fingers - placing each sound within the word onto our fingers.



Spelling voice - children use their spelling voice when writing words.

How to make learning stick...





Each sound that we teach to begin with has either a mnemonic (like the astronaut that you can see here) or a phrase like boing-boing for 'oi'. This helps the children recognise and remember the graphemes. Every time we teach a new sound, we also read words during the phonics lesson that contain that new sound so that the children practise what they have learned.

How do we teach reading?

Reading practice sessions are:

- timetabled three times a week
- taught by a trained teacher/teaching assistant
- taught in small groups.



Assessment

Little Wandle Letters and Sounds Revised Reception Child assessment

Autumn 1

m	a	p	c	o
s	g	k	u	h
i	t	n	r	f
d	ck	e	b	l

sat man hug red peck

Children are assessed every 6 weeks. They should know the sounds and tricky words in their books well.

They are working towards silent blending to support fluency.



Reading at Gorsemoor.

**THE MORE YOU
READ THE
MORE THINGS
YOU KNOW.**



**THE MORE THAT
YOU LEARN THE
MORE PLACES
YOU'LL GO.**

teachbesideme.com

-Dr. Seuss



Reading Diaries

- Daily Phonics
- x3 Reading practice sessions
- Little Wandle book
- Reading for Pleasure book
- Early reading - learning to look after books and to turn the pages
- Fluency - building fluency and confidence when reading
- To read at least 3 times a week and to sign the children's reading diaries

Phonics Screening Check

Year One



Year One



June



Pseudo-words (non-sense) and real words



Looking closely at blending skills.



Lots of practise within school including all terminology -
<https://www.gov.uk/government/collections/national-curriculum-assessments-past-test-materials>



Growing the code - Learning new spellings for the same sounds

Phonics at home.



Reading a book and chatting had a positive impact a year later on children's ability to...

- understand words and sentences
- use a wide range of vocabulary
- develop listening comprehension skills.

The amount of books children were exposed to by age 6 was a positive predictor of their reading ability two years later.



Books going home.



- Your child should be able to read their book without your help.
- If they can't read a word read it to them.
- Talk about the book and celebrate their success.



Phonics at home.



Phonics Tracker

Oxford Owl

Phonics Play

Top marks

Phonics Bloom



**Do you have
any questions?**

